

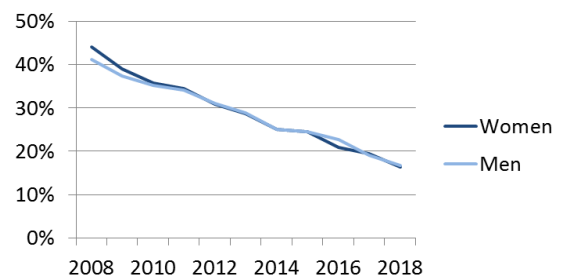
	Lithuania		EU	
	Women	Men	Women	Men
	value	rank	value	value
1 Use of internet				
1.1 Regular internet use	78%	18	78%	84%
% individuals, 2018				
1.2 People who never used the internet	16%	18	17%	12%
% individuals, 2018				
1.3 Online banking	78%	8	74%	63%
% internet users, 2018				
1.4 Using professional social networks	9%	19	13%	13%
% internet users, 2017				
1.5 Doing an online course	8.9%	7	9.3%	8.1%
% internet users, 2017				
1.6 Online consultations or voting	12.1%	10	10.8%	9.9%
% internet users, 2017				
1.7 eGovernment users	83%	6	78%	64%
% internet users submitting forms, 2018				
1 Use of internet	55.4	9	53.1	
Score (0-100)				
2 Internet user skills				
2.1 At least basic digital skills	56%	15	54%	55%
% individuals, 2017				
2.2 Above basic digital skills	33%	10	31%	28%
% individuals, 2017				
2.3 At least basic software skills	58%	15	56%	58%
% individuals, 2017				
2 Internet user skills	56.2	12	53.1	
Score (0-100)				
3 Specialist skills and employment				
3.1 STEM graduates	11.0	21	24.7	13.1
Per 1000 individuals aged 20-29, 2016				
3.2 ICT specialists	1.4%	11	4.2%	1.4%
% total employment, 2017				
3.3 Unadjusted gender pay gap	28%	26	19%	
% difference in pay, 2017				
3 Specialist skills and employment	33.7	24	43.9	
Score (0-100)				

Notes:
STEM graduates: EU average refers to 2015.

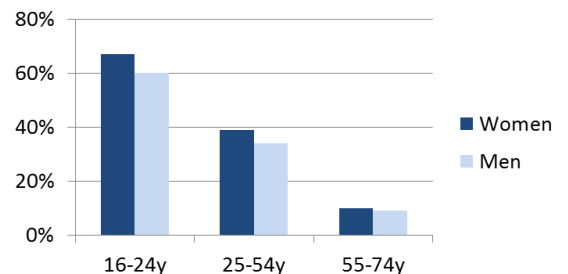
Source: All indicators come from Eurostat.

For the definitions and the methodology please consult the Methodological note.

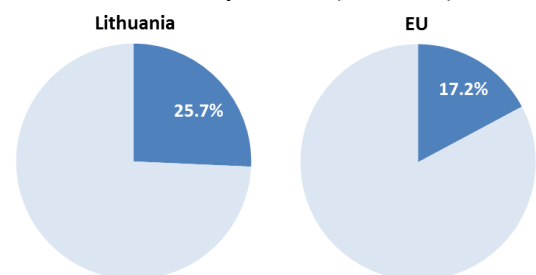
People who never used the internet (% of individuals)



Above basic digital skills by age and gender (% of individuals)



Female ICT specialists (% of total)



Unadjusted gender pay gap (% difference in pay)

